

RENOupdate



HABITATIONS LA SEIGNEURIE DES RAPIDES



Address: 760, rue Gamelin

Work of doors and windows



We will do the following work:

- 1 replace the building entrance doors (aluminum, white interior, brown exterior);
- 2 replace your balcony door (sliding with aluminum frame, white interior, brown exterior);
- 3 replace windows in all apartments.



Get involved

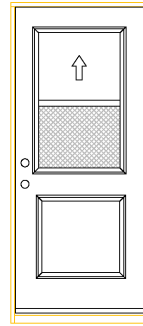
in the **meetings**

Meeting on February 14:

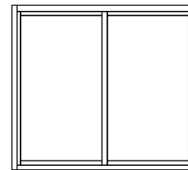
- 56 tenants attended the meeting.
- We talked about upcoming work.
- We presented you with the work timeline.



Aluminum balcony door model



Sliding window model (high-performance glass)




Doors and windows colors

- Interior finish: White
- Exterior finish: Commercial brown



Sequence of work in the apartments

- Work will proceed one block at a time.
- Work will begin on the units in Block 1 (near George Street).
- Block 2 will follow, and work will end with Block 3.
- Work will proceed from top to bottom; 4th floor to 1st floor.





Impliquez-vous

what you need to do

1. Look for a notice on **your apartment door**.

- The **date and time** of the work in your apartment will be indicated on this notice.
- This notice will be posted on your door **at least 2 days in advance**.
- The work will be carried out between **8 a.m. and 5 p.m.**
- Duration of work per apartment: 1 to 2 days (you can stay in your apartment during the work).

2. When you have your scheduled appointment::

- **remove** anything within 1 metre (3 feet) in front of doors and windows (see the attached instructions).
- **remove all items from your balcony** (see the attached instructions).
- **move anything in your apartment that could get in the workers' way**. They will need to work in your living room and bedrooms.

3. Please **be home on the day of the work**. If you cannot be there, ask **someone you trust to be there**. This could be a neighbour, friend, or family member.

4. If you **cannot be at home and neither can anyone else**, please tell **the workers** or your **liaison officer** as soon as possible.

5. Keep a distance from the site and equipment to avoid an accident.

6. Respect the safety perimeter.



Schedule

March to May 2024



Hours

Mondays to Fridays,
from 7 a.m. to 5 p.m.



Contractor

Constructions Seni Inc.



inconveniences caused by the work

- You will not have access to your balcony while we replace your apartment's door and windows.
- **Pets must be kept in a cage or in another room** (the common room is available if needed).
- There may be noise and dust.
- There will be workers and machinery **from 7 a.m.**

Reasons for this work

This work is required because the doors and windows are at the end of their useful life.

The new doors and windows will be more waterproof. They will no longer let water and air in. This will reduce the risk of mould.

Investissements : \$1.75M

Thank you for your patience and cooperation!



For any questions about the work, please contact:

HUGO BARON BRUNEAU Agent de liaison | Liaison Officer
514 868-4827 | hugo.baronbruneau@omhm.qc.ca

Work carried out by:



Office municipal
d'habitation
de Montréal

Work financed by:



Communauté métropolitaine
de Montréal



Société
d'habitation
Québec



PREPARING FOR ON-SITE WORK

Your doors

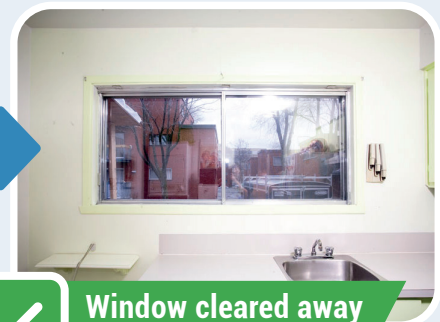
When the contractor asks, you must:

- Remove everything within one metre (3 feet) of doors.



✓ Door cleared away and ready for work

Your windows



✓ Window cleared away and ready for work

When the contractor asks, you must:

- Remove everything within at least one metre (3 feet) of windows.
- Remove air conditioners from windows before work begins in your apartment.





Get Involved



PREPARING FOR ON-SITE WORK

Your balcony



Balcony is cleared
and ready for work

When the contractor asks, you must:

- Clear everything off your balcony, including bicycles, flower pots and furniture.

