



Address : 1901, rue Frontenac

Beginning of work in your building

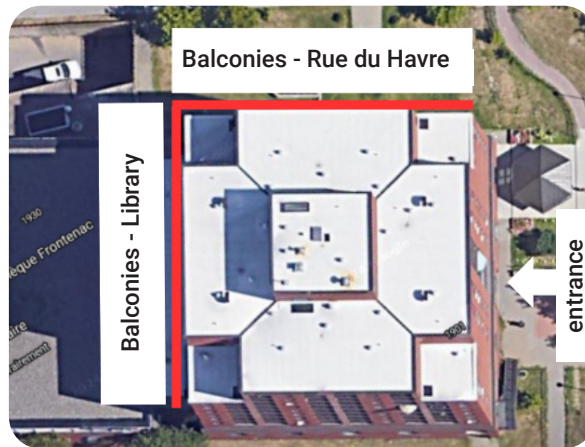


We will:

- 1 Redo the brick around the inset balconies on Du Havre Street and on the library side
- 2 Redo the brick in some parts of the facades on Du Havre Street and on the library side
- 3 Redo the balconies on Du Havre Street and the library side
- 4 Replace all apartment doors and windows on all facades

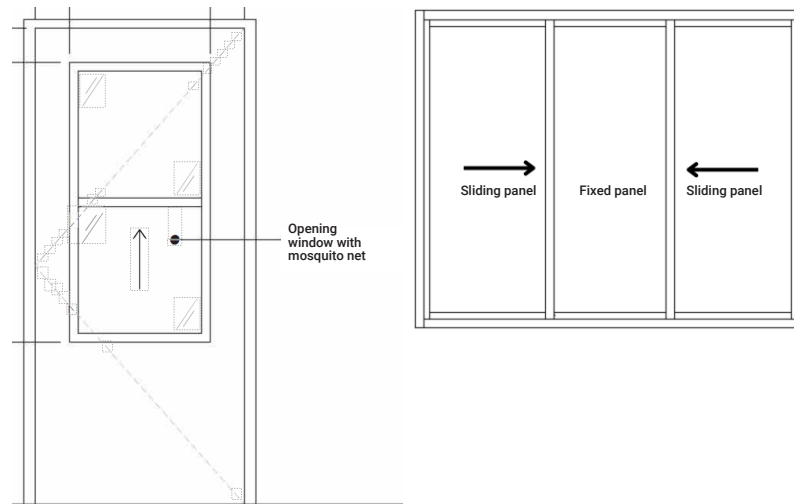
Work on the balconies

The balcony and masonry works will be on the side of Rue du Havre and the library.

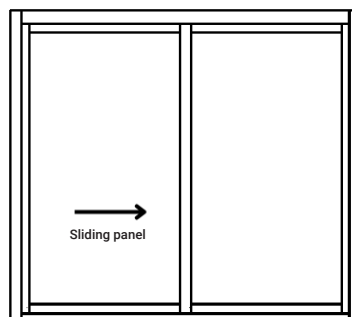


Balcony door and window models

(for all units and on all facades)



Window model (for all units and on all facades)





Schedule

From March 2024
to July 2025



Hours

Mondays to Fridays,
between 7 a.m. and
5 p.m.

**Work in apartments
will start at 8 a.m.**



Contractor

XO Construction Inc.



Get involved

What you need **to do**

1. **You must:**

- As of March 17, remove all items from your balcony (on Rue du Havre and the library side only).
- This summer, when the contractor asks, prepare your windows (see instructions in this document).
- Enter the building through the common room only when the main entrance door is being replaced (1–5 days). Watch for notices with the exact dates.

2. **Look out for a notice on your apartment door** indicating the date and time of work to be done in your apartment.

- The contractor will inform you **at least 2 days in advance**.
- Appointments will be scheduled between 8 a.m. and 5 p.m.
- **Make sure you are present for the scheduled appointment.** If you can't be there, choose someone you trust to replace you. If you cannot find anyone, inform the workers or your liaison officer as soon as possible.



Get involved

At meetings

Information meeting, February 28, 2024:

- 18 people attended

Information meeting, August 11, 2022:

- you asked us not to build a pergola in front of the entrance.
- you mentioned that an opening on the balcony was dropping material onto your neighbor's balcony downstairs. The issue will be resolved following the planned work for the balconies at Rue du Havre on the library side.



Inconveniences during the work

- There will be noise and dust.
- There will be workers and machinery around the building.
- You will **not have access to your balcony** for much of the work.
- Temporary access will be provided during the work.
- You may not have access to the garden at certain times.

Reasons for this work

The work is designed to make your building safer and more waterproof. It will keep water and air out. Your comfort will also be improved.

Investment: Close to \$3.6M

Thank you for your patience and cooperation!

For any questions about the work, please contact:



ÉLAINE ST-ONGE Agente de liaison | Liaison Officer
514 872-9543 | elaine.st-onge@omhm.qc.ca

Work carried out by:



Office municipal
d'habitation
de Montréal

Work financed by:



Communauté métropolitaine
de Montréal



Société
d'habitation
Québec



PREPARING FOR ON-SITE WORK

Your doors

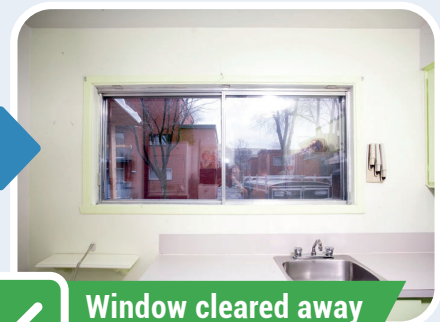
When the contractor asks, you must:

- Remove everything within one metre (3 feet) of doors.



✓ Door cleared away and ready for work

Your windows



✓ Window cleared away and ready for work

When the contractor asks, you must:

- Remove everything within at least one metre (3 feet) of windows.
- Remove air conditioners from windows before work begins in your apartment.