



Office municipal
d'habitation
de Montréal

Bedbug Treatment

Preparing for the treatment

Do you have bedbugs in your apartment?

We understand that this is a difficult situation, so let's work together to eliminate them as quickly as possible. Be ready, because the exterminator will not treat an improperly prepared apartment.

Follow
these steps!




Also in video:
omhm.qc.ca/en/bedbugs



Clothing

Choose enough clothing to wear over a **7-day period** (the kit). You will be wearing them until all bedbugs have been eliminated from your apartment. The treatment may take **several weeks**, so be sure to include a jacket that is appropriate for the season.



Assemble **all** of your clothing.



Gather the clothing you plan to wear over the 7-day period (**the kit**).



Put **all** remaining clothing in garbage bags and seal them tightly.







Dry **all** clothing



Dry on the highest heat setting for 30 minutes.



Once you have emptied the bag, tie a knot to seal it and throw it in the trash.



Remove the lint from the dryer and throw it in the trash.



Once the cycle is finished, place your clothing in a **new** bag. **Do not** use a torn, used or fabric bag, or a laundry basket.




Close your bags tightly and label them so that your clothes are easy to locate over the next 7 days (**the kit**).



Keep all bags in your apartment and make sure they remain closed at **all times**.



Sheets, towels and fabrics



Sheets, towels and all fabrics must be kept in separate bags. Keep a set of sheets and towels in a separate bag near your kit as you will need them more often.

Like clothing, everything must be dried; simply follow the same procedure.



Before the exterminator arrives

Make sure that your apartment has been fully prepared so the treatment can proceed. The exterminator will need space to move around to apply the treatment.




Empty all dresser drawers in the bedroom.




Dry the bedsheets on the highest heat setting for 30 minutes.



Empty the bottom of all closets. Hangers can remain in place.




Remove all items from the edges of walls, leaving a space of approximately 30 cm (1 foot). Do not move appliances (stove, refrigerator, etc.).



Wash the edges of all walls.



Place your bags in the centre of the room.



If necessary, place them in the bathtub.



Your apartment is ready for the treatment.

Let the exterminator in, then leave the apartment.





When can you return?

We ask that you leave the apartment for the duration of the treatment. Please follow the time frames listed below.



6 hours for:

everyone, without exception.



8 hours for:

- anyone with respiratory issues (asthma, etc.)
- anyone with allergies to the products being used
- children under 5 years of age
- nursing mothers
- animals.



12 hours for:

- young children who are not yet walking
- pregnant women



Do not use insecticides. Improper application will simply evacuate bedbugs to other rooms in your apartment or to neighbouring apartments.



Do not discard your furniture or mattresses. These items can be treated. Ask the exterminator.

Thank you for your cooperation.



Office municipal
d'habitation
de Montréal

The OMHM is here to help you.
Questions?
Call us at 514-872-6646.